



VAG IMMO EMULATOR

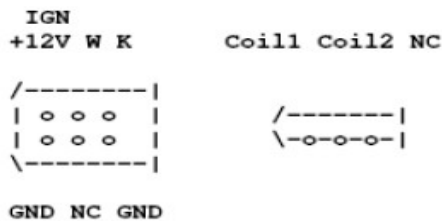
EMULATOR is compatible with almost all VAG IMMO1 and IMMO2 systems.
All possible baud rates supported: 2400, 9600 and 10427.

INSTALLATION:

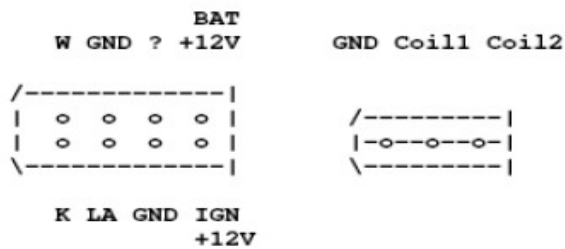
In case of IMMO box: remove it, locate K-line, W-line, +12v IGN and GND.
Attach wires to emulator, bridge K and W lines to have an ECU diagnostic possibility.

IMMObox pinouts:

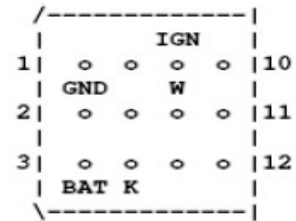
VW Golf III, Passat B4



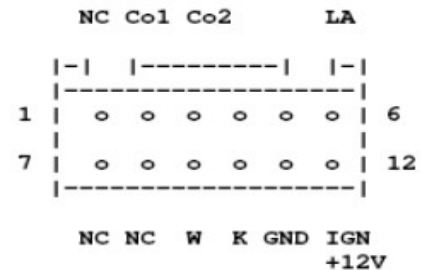
VW Sharan 98, Lupo 98, Polo 98, T4



VW LT 35



Audi 100, A6, A4, A8



DASHBOARD pinouts (blue and green connectors):

VWB5, Golf IV, NewBeate, Audi A2, A3, A4, A6, TT

GND () ----- pin_24
K (-) ----- pin_25
W (-) ----- pin_5
IGN () +12V ----- pin_1

Common problems and how to solve them:

1. If there is a problem with K-line network, try to connect EMULATOR to W-line only.
2. Emulator must be powered ON together with ECU, it is active only first 4 seconds after power ON.